



lumini Solucoes em Iluminacao LTDA
www.lumini.com.br
Email:laboratorio@lumini.com.br
Tel:+55 11 3437-5555 Fax:+55 11 3437-5555
Address:Rua Ferreira Viana, 716 - Socorro - São Paulo/SP

lumini

LumCAT:

Luminaire: no frame concentra 17 serie 3 e fa

LampCAT: modulo led 12W 30K irc 90

Ballast type: led driver 700mA

Report No:

Voltage(V): 221.0000

Test No:

Current(A): 0.0640

Number of Lamps: 1

Power (W): 13.9500

Lamp flux(lm): 1290.0

PF: 0.9700

Length(mm): 145

Width(mm): 20

Phm Type: C

Height(mm): 0

Photometric Results

Lumens(lm): 808.47, Efficiency(%): 62.67% , Luminous Efficacy(lm/W): 57.96

Central intensity(cd): 1359.837, Maximum intensity(cd): 1359.837

Angle of maximum intensity: C=0.0 γ =0.0

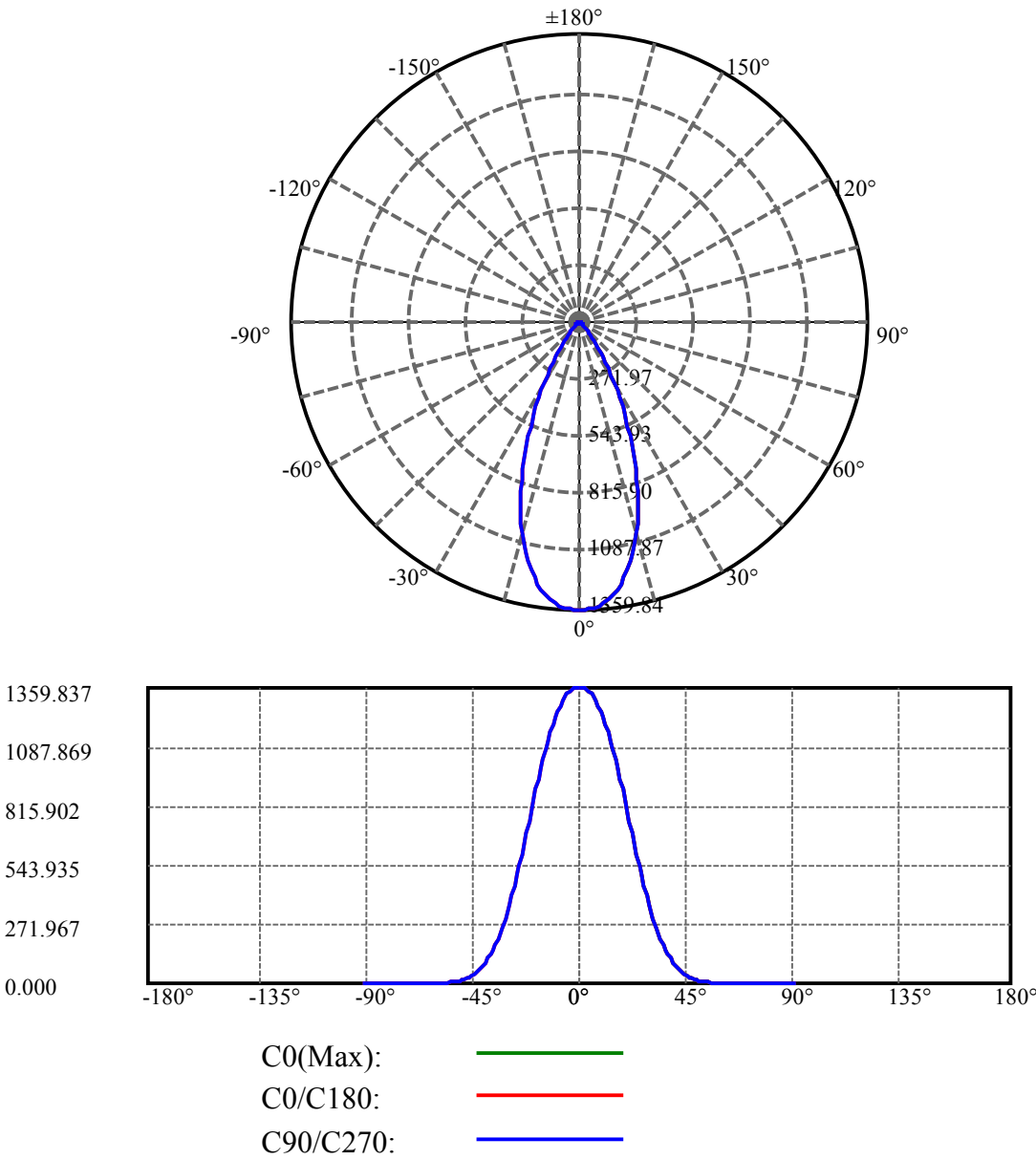
Beam angle of C0 plane : 44.56

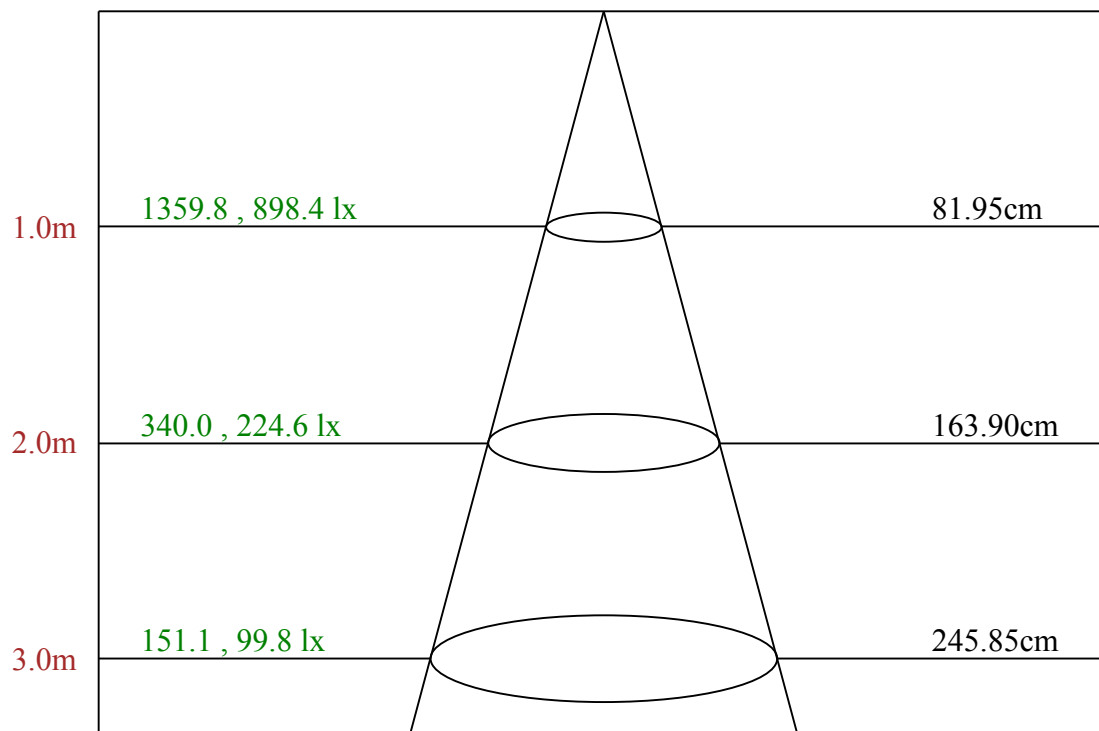
Aveage BeamAngle(IEC 61341):44.56

Equipment: equipamento lumini
Temperature(°C): 25.5

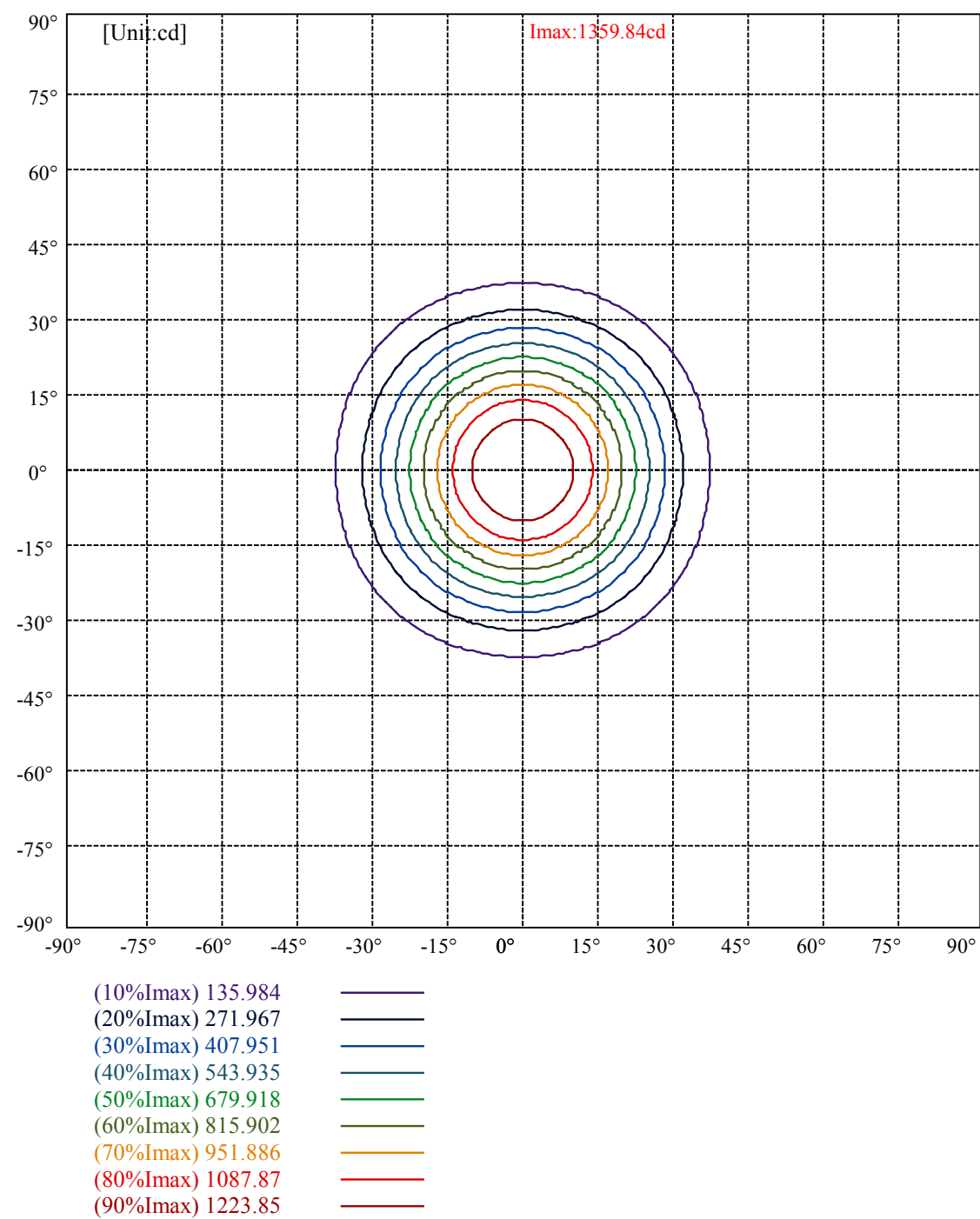
Date: 8/7/2024
Humidity(%): 55.0%

Operator: 01
Distance(m): 6.90





Max , Ave Beam angle of C0 plane 44.56



lumini

Luminance Limiting Curve(no luminous side)

Appendix Page: 5 Total:6

Luminance Table

γ	45	50	55	60	65	70	75	80	85
C0	16270	6245	2476	1872	1923	2160	2712	4018	8006
C45	16270	6245	2476	1872	1923	2160	2712	4018	8006
C90	16270	6245	2476	1872	1923	2160	2712	4018	8006

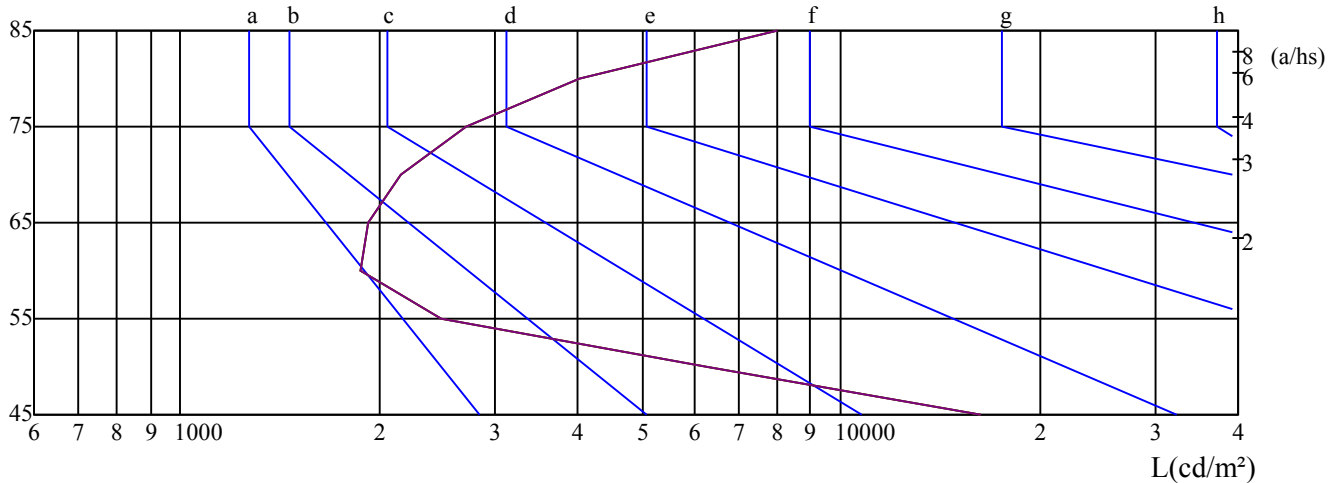
L(Hor)(65)	L(Ver)(65)	L45(65)	L(Hor)(75)	L(Ver)(75)	L45(75)	L(Hor)(85)	L(Ver)(85)	L45(85)
1923	1923	1923	2712	2712	2712	8006	8006	8006

Glare Table

Glare	Quality	Service Values Illuminance(lx)							
1.15	A	2000	1000	500	≤ 300				
1.5	B		2000	1000	500	≤ 300			
1.85	C			2000	1000	500	≤ 300		
2.2	D				2000	1000	500	≤ 300	
2.55	E					2000	1000	500	≤ 300
		a	b	c	d	e	f	g	h

Luminance Limiting Curve

$\gamma(^{\circ})$



C0 ———

C45 ———

C90 ———

Equipment: equipamento lumini
Temperature($^{\circ}$ C): 25.5

Date: 8/7/2024
Humidity(%): 55.0%

Operator: 01
Distance(m): 6.90

Illumination assessment according UGR											
Rf of Ceiling	70	70	50	50	30	70	70	50	50	30	
Rf of Wall	50	30	50	30	30	50	30	50	30	30	
Rf of Floor	20	20	20	20	20	20	20	20	20	20	
Room dimensions		Viewed crosswise					Viewed endwise				
X	Y										
2H	2H	17.23	18.18	17.60	18.49	18.81	17.84	18.78	18.20	19.09	19.41
	3H	17.06	17.90	17.45	18.24	18.58	17.66	18.50	18.05	18.84	19.19
	4H	16.99	17.77	17.39	18.12	18.49	17.60	18.37	18.00	18.73	19.10
	6H	16.98	17.69	17.40	18.06	18.46	17.58	18.29	18.00	18.67	19.07
	8H	16.97	17.65	17.39	18.03	18.44	17.57	18.25	18.00	18.64	19.04
	12H	17.01	17.65	17.43	18.04	18.46	17.61	18.25	18.04	18.65	19.06
4H	2H	16.93	17.71	17.33	18.06	18.43	17.53	18.30	17.93	18.66	19.03
	3H	16.74	17.39	17.17	17.78	18.20	17.34	17.99	17.76	18.38	18.80
	4H	16.73	17.29	17.17	17.71	18.16	17.33	17.89	17.76	18.31	18.76
	6H	16.72	17.22	17.20	17.67	18.13	17.32	17.81	17.79	18.27	18.72
	8H	16.79	17.25	17.28	17.71	18.18	17.38	17.84	17.87	18.30	18.77
	12H	16.94	17.36	17.43	17.82	18.34	17.53	17.95	18.02	18.40	18.92
8H	4H	16.58	17.03	17.06	17.49	17.97	17.16	17.62	17.65	18.08	18.55
	6H	16.64	17.01	17.14	17.49	18.00	17.21	17.59	17.72	18.07	18.58
	8H	16.83	17.14	17.37	17.67	18.16	17.40	17.71	17.93	18.24	18.73
	12H	17.11	17.35	17.66	17.87	18.40	17.67	17.91	18.22	18.43	18.95
12H	4H	16.54	16.96	17.03	17.42	17.94	17.12	17.55	17.62	18.00	18.52
	6H	16.67	16.99	17.21	17.51	18.01	17.24	17.55	17.78	18.08	18.58
	8H	16.88	17.12	17.42	17.64	18.16	17.43	17.67	17.98	18.19	18.72
Variation with the observer position at spacings:											
S = 1.0H		5.0/-10.0					5.0/-10.0				
S = 1.5H		7.5/-8.2					7.5/-8.2				
S = 2.0H		9.3/-6.9					9.3/-6.9				
Standard tables:		BK1					BK1				
Uncorrected UGR		-0.9					-0.9				

依据CIE Publ. 117 计算 UGR, S/H = 0.25